

International Company Profile
XUZHOU SAMPLE TECHNOLOG DEVELOP LTD.

徐州SAMPLE科技发展有限公司

Your Enquiry: Xuzhou SAMPLE Technology
Development Co.
Date of Enquiry: Jul. 25, 2023
Report Type: International Company Profile
Type of Enquiry: Normal
Date of Delivery: Aug. 08, 2023

INVESTIGATION NOTES

The operating information of Subject provided in the report was obtained from Mr. HUANG SAMPLE, who is Subject's controlling shareholder, legal representative, executive director and general manager; his cell phone number is "133826656XX" and email address is "XXhsg01@163.com".

Mr. HUANG SAMPLE indicated that Subject is located at SAMPLE Industrial Park, Jinshanqiao Economic Development Zone, Xuzhou City, Jiangsu Province, with an office area of approximately 600 m² and a factory building area of approximately 5,000 m². He also indicated that a production base of about 33,000 m² is currently under construction in Xiaoxian County Chemical Park, Suzhou City, Anhui Province, which is expected to be completed and put into operation in October of this year and will be used as Subject's production base to produce products for Subject after its completion. The products to be produced are the same as those currently produced by Subject. The name is listed as "Anhui SAMPLE Chemical Co., Ltd. (literal translation)" (According to official sources, Subject is the controlling shareholder of the company, accounting for 90% of the shares). Subject mainly focuses on sales, and its 5000 square meter factory building in SAMPLE Industrial Park, Jinshanqiao Economic Development Zone, Xuzhou City, Jiangsu Province will be used as a warehouse, while the 600 square meter office area will still be retained for use.

Mr. HUANG SAMPLE indicated that the English name of Subject is XUZHOU SAMPLE TECHNOLOG DEVELOP LTD.

PROFILE

Subject Name: XUZHOU SAMPLE
TECHNOLONG DEVELOP LTD.
(Given by Subject)

SBD NO.: 03414768XX
AIC No.: 3203010000263XX
Unified Social Credit Code: 9132030169337052XX
N.O.C.: 693370521
Address: SAMPLE Industrial Park,
Jinshanjiao Economic
Development Zone
Xuzhou City
Jiangsu Province
Zip Code: 221004
Telephone: (86) 516 – 836199XX/
133826656XX
Facsimile: (86) 516 – 836199XX
Website: <http://www.xzSAMPLE.com>

SUMMARY

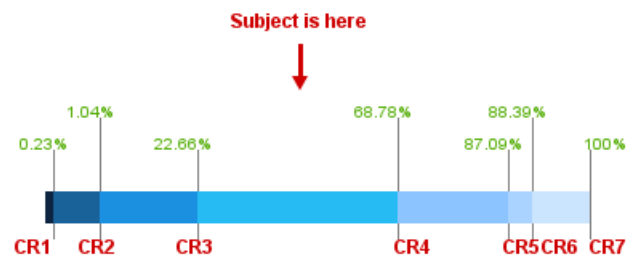
Establishment Date: Aug. 14, 2009
Legal Status: Limited liability company (natural person-funded or -controlled)
Organization Type: Corporate enterprise
Debt Issued or Not: No
Listed or Not: No
External Investment: Yes
Legal Rep.: HUANG SAMPLE
Availability of Main Executive Background: Yes
Registered Capital: 20,000,000 (RMB)
Sales: 19,500,000 (2022)
Net Profit: 1,600,000 (2022)
Total Assets: 24,390,000 (Dec. 31, 2022)
Net Worth: 6,630,000 (Dec. 31, 2022)
Employees: 30
I/E License: Yes
Litigation Records: Yes
Credit Records: No
Public Records: No
Taxpayer: Yes
Creditworthiness Record:
Mortgage/Pledge: No

Currency in this report is Chinese Yuan (RMB) unless otherwise stated. "--" in this report indicates "unavailable" or "no comment" due to insufficient information.

CREDIT ASSESSMENT

Major Indicators	Score	Rating
Business Size:	41	Medium
Company Background:	37	Fairly Weak
Financial Position:	63	Fairly Strong
Industry Outlook:	60	Steady
Credit Rating:	55	CR4
Base Credit Limit:		200,000

RATING DISTRIBUTION IN EXPERIAN DATABASE



MAIN BUSINESS & INDUSTRY CLASSIFICATION

Main Business: Production and sales of leather additives and other related products
Chinese SIC: 2661, Manufacture of chemical reagents and additives
ISIC: 2029, Manufacture of other chemical products n.e.c.
NACE: 20.59, Manufacture of other chemical products n.e.c.

More information about Subject's lines of business can be found in the section "OPERATIONS."

FINANCIAL SUMMARY

	2022	2021
Sales	19,500,000	18,866,000
Total profit	1,600,000	399,000
Net profit	1,600,000	399,000
Total assets	24,390,000	20,770,000
Total liabilities	17,760,000	15,747,000
Total shareholders' equity	6,630,000	5,023,000
Return on net assets (%)	24.13	7.94
Net profit margin (%)	8.21	2.11
Turnover of total assets	0.80	0.91
Liabilities/assets ratio (%)	72.82	75.82
Sales growth (%)	3.36	--
Total assets growth (%)	17.43	--

IMPORTANT EVENTS

According to <http://www.gsxt.gov.cn/index.html>, Subject was included in the abnormal operation list:

Reason for being included in the List: Subject cannot be gotten in touch with via registered address or business address.

Date of inclusion: November 1, 2016

Decision making authority (included): Xuzhou Economic and Technological Development Zone Administration for Market Regulation.

Reason for Removal: listed in abnormal operation list within 3 years in accordance with Article 9 of the "Administrative Measures for Business Abnormal Operation" may apply for removal after Subject proposed that it can be contacted through the registered residence or business premises.

Date of removal: November 10th, 2016

Decision making authority (removal): Xuzhou Economic and Technological Development Zone Administration for Market Regulation.

Reason for being included in the List: Subject cannot be gotten in touch with via registered address or business address.

Date of inclusion: June 8, 2022

Decision making authority (included): Xuzhou Economic and Technological Development Zone Administration for Market Regulation.

Reason for Removal: listed in abnormal operation list within 3 years in accordance with Article 9 of the "Administrative Measures for Business Abnormal Operation" may apply for removal after Subject proposed that it can be contacted through the registered residence or business premises.

Date of removal: July 20, 2022

Decision making authority (removal): Xuzhou Economic and Technological Development Zone Administration for Market Regulation.

GENERAL COMMENTS

Established in August 2009, Subject is mainly engaged in the production and sales of leather additives, papermaking additives, adhesives, and water treatment agents. Subject has accumulated certain industry experience since its establishment. Subject's shareholders are natural persons, and thus their financing ability and ability to resist market risks are relatively weak.

According to Subject's available financial data, sales of 2022 increased 3.36% compared with that of the previous year, its various profit indicators have also increased compared with that of the previous year, showing its profitability was enhanced; its liabilities/assets ratio of 2022 was lower year on year, reflecting long-term solvency pressure has eased.

STRUCTURE OF ORGANIZATION

Subject is a private limited liability company established on August 14, 2009. Its main functional departments include the General Manager, Production Department, Sales Department, Marketing Department, Finance Department, R&D Department, Logistics Department, and other departments.

REGISTRATION

Establishment Date: Aug. 14, 2009
Registered Address: SAMPLE, Economic Development Zone, Xuzhou
Zip Code: 221004
Registry: Xuzhou Economic and Technological Development Zone Administrative Examination and Approval Bureau
Legal Rep.: HUANG SAMPLE
AIC No.: 3203010000263XX
Unified Social Credit Code: 9132030169337052XX
Legal Status: Limited liability company (natural person-funded or -controlled)
Registered Capital: 20,000,000 (RMB)
Business Scope: Dye research and development, sales; recycling of renewable resources (excluding hazardous waste); production and sales of washing products, cleaning products, and cosmetics; sales of chemical products and raw materials (excluding hazardous chemicals); import and export of commodities and technologies on self-running or commission basis (operation shall be subject to approval of a relevant department where involved). General operations: general equipment manufacturing (excluding special equipment manufacturing); housing leasing; non-residential real estate leasing; office equipment leasing services; leasing services for warehousing equipment; general cargo warehousing services (excluding hazardous chemicals and other projects that require approval)(operation shall be subject to the business license and approval of relevant department where involved)
Duration of Operation: From Aug. 14, 2009 to Aug. 13, 2029
Latest Yearly Inspection: 2022

CHANGES IN REGISTRATION

Date of Change	Change(s)	From	To
Feb. 21, 2010	Company Name	Xuzhou SAMPLE Environmental Protection Technology Development Co., Ltd. (Literal Translation)	XUZHOU SAMPLE TECHNOLOG DEVELOP LTD.
Feb. 21, 2010	Business Scope	Licensed operations: None; General operations: industrial waste recycling, re-use R & D, utilization and treatment; production and sale of cleaning articles, cleaning supplies and cosmetics; sale of chemical products and chemical raw materials (excluding hazardous chemicals)	Licensed operations: None; General operations: dye R & D, and sales; industrial waste recycling, re-use R & D, utilization and treatment; production and sale of cleaning articles, cleaning supplies and cosmetics; sale of chemical products and chemical raw materials (excluding hazardous chemicals)
Feb. 21, 2010	Shareholder(s)	HUANG SAMPLE 98% and LIU SAMPLE 2%	HUANG SAMPLE 98% and HUANG Sample 2%
Jan. 25, 2011	Registered Capital	RMB500,000	RMB5,000,000
Jan. 25, 2011	Business Scope	Licensed operating items: None; General operating items: dye R & D, and sales; industrial waste recycling, re-use R & D,	Licensed operations: None; General operations: dye R & D, and sales; recycling of renewable resources (excluding

		utilization and treatment; production and sale of cleaning articles, cleaning supplies and cosmetics; sale of chemical products and chemical raw materials (excluding hazardous chemicals)	hazardous waste); sale of cleaning articles, cleaning supplies and cosmetics; sale of chemical products and chemical raw materials (excluding hazardous chemicals); import and export of commodities and technologies on self-running or commission basis (excluding those restricted or prohibited by the state)
Mar. 09, 2011	Business Scope	Licensed operations: None; General operations: dye R & D, and sales; recycling of renewable resources (excluding hazardous waste); sale of cleaning articles, cleaning supplies and cosmetics; sale of chemical products and chemical raw materials (excluding hazardous chemicals); import and export of commodities and technologies on self-running or commission basis (excluding those restricted or prohibited by the state)	Licensed operating items: None; General operating items: dye R & D, and sales; recycling of renewable resources (excluding hazardous waste); production and sale of cleaning articles, cleaning supplies and cosmetics; sale of chemical products and chemical raw materials (excluding hazardous chemicals); import and export of commodities and technologies on self-running or commission basis (excluding those restricted or prohibited by the state)
Nov. 14, 2016	Registered Capital	RMB 5,000,000	RMB 20,000,000
Apr. 19, 2022	Business Scope	Dye research and development, sales; recycling of renewable resources (excluding hazardous waste); production and sales of washing products, cleaning products, and cosmetics; sales of chemical products and raw materials (excluding hazardous chemicals); import and export of commodities and technologies on self-running or commission basis (operation shall be subject to approval of relevant department where involved)	Dye research and development, sales; recycling of renewable resources (excluding hazardous waste); production and sales of washing products, cleaning products, and cosmetics; sales of chemical products and raw materials (excluding hazardous chemicals); import and export of commodities and technologies on self-running or commission basis (operation shall be subject to approval of relevant department where involved) General operations: general equipment manufacturing (excluding special equipment manufacturing); housing leasing; non-residential real estate leasing; office equipment leasing services; leasing services for warehousing equipment; general cargo warehousing services (excluding hazardous chemicals and other projects that require approval)(operation shall be subject to the business license and approval of relevant department where involved)

SHAREHOLDERS AND SHARES

Shareholders	Capital Subscribed	% of Total
HUANG SAMPLE	19,600,000	98.00

HUANG Sample	400,000	2.00
	-----	-----
Total	20,000,000	100.00

LAYERS OF SHAREHOLDING

HUANG SAMPLE -> 98% SUBJECT

HISTORY

Aug. 2009 Subject was registered and incorporated.
Feb. 2010 Subject changed its company name from "Xuzhou SAMPLE Environmental Protection Technology Development Co., Ltd. (Literal Translation)" to "XUZHOUSAMPLE TECHNOLOG DEVELOP LTD."
Jan. 2011 Subject increased its registered capital by more than 50%.
Nov. 2016 Subject increased its registered capital by more than 50%.

MAIN EXECUTIVE(S)

Name: HUANG SAMPLE
Post: Executive Director & General Manager
Gender: Male
Work Experience: Currently serves as Subject's Executive Director & General Manager
No. of Invested and Appointed Companies: 2

Employer	Title	Establishment Date	Company Status
Anhui SAMPLE Chemical Co., Ltd.	Executive Director & General Manager	Apr. 24, 2017	Active
Anhui SAMPLE Chemical Co., Ltd.	Legal Representative	Apr. 24, 2017	Active

Note: The information above comes directly from our database and may contain obsolete information. It is provided herein for reference only.

BOARD OF DIRECTORS

Name: HUANG SAMPLE
Post: Executive Director and General Manager
Nationality: China
Gender: Male

BOARD OF SUPERVISORS

Name: LIU SAMPLE
Post: Supervisor
Nationality: China
Gender: Female

EXTERNAL INVESTMENT

Company Name: Anhui SAMPLE Chemical Co., Ltd. (Literal Translation)
SBD NO.: 04160985XX
% Ownership: 90.00%
Address: (Registered address) SAMPLE Light Chemical Industrial Park, Xiaoxian County,

Yonggu Town
Suzhou City, Anhui Province

NUMBER OF EMPLOYEES

Total Employees: 30

Given by Subject's Mr. HUANG SAMPLE.

OFFICE FACILITIES

Location: SAMPLE Industrial Park, Jinshanqiao Economic Development Zone, Xuzhou City, Jiangsu Province
Area: about 5,600 square meters
Property Ownership: Freehold
Traffic Convenience: easy access to major traffic

OPERATIONS

Main Business: Production and sales of leather additives and other related products
Chinese SIC: 2661, Manufacture of chemical reagents and additives

ISIC: 2029, Manufacture of other chemical products n.e.c.

NACE: 20.59, Manufacture of other chemical products n.e.c.

Subject is mainly engaged in the production and sales of leather additives, papermaking additives, adhesives, and water treatment agents.

TRADEMARKS & PATENTS

Total No. of Trademarks	1
Registration No.	359544XX
Registration Date	Nov. 07, 2019
Trademark Design	SAMPLE

Our check with the State Intellectual Property Office of the People's Republic of China finds no patent applications filed by Subject in the latest five years.

PURCHASING INFORMATION

Subject purchases products domestically. Industry of main suppliers: chemical industry. The main settlement method with suppliers is wire transfer, but Subject declined to disclose its suppliers.

Notes: The information above was provided by Subject's staff member in Aug.2023.

SELLING INFORMATION

Domestic: 100%

Subject sells products domestically. Industry of main customers: leather processing industry. The main settlement method with domestic customers is wire transfer, but Subject declined to disclose its customers. About 10% of Subject's customers are currently purchasing products and then selling them to overseas customers.

Notes: The information above was provided by Subject's staff member in Aug.2023.

IMPORT & EXPORT

I/E License: Yes
Customs' Rating: Registered and Filed Enterprises (Aug. 07, 2023)
CR No.: 32039621XX
Customs Clearance Deadline: Jul. 31, 2068

Notes: Definitions of Ratings of General Customs:

Advanced Certified Enterprises: Enterprises with excellent credit performances;

Registered and Filed Enterprises: Enterprises with average credit performance and subject to common management measures;

Discredit Enterprises: Enterprises with very poor credit performance and subject to strict control measures.

TRADE REFERENCES

As Mr. HUANG SAMPLE would not disclose Subject's clients' names so this report is unable to provide Subject's client evaluation records.

CREDIT RECORDS

Subject would not disclose its suppliers' names, so this report cannot provide Subject's supplier evaluation records.

MAJOR RANKS

As of the completion of this report, our check with open sources and major search engines has found no ranking lists involving Subject in the latest five years.

LITIGATION RECORDS

Court Announcements

1.
Source: Public sources
Hearing Court: Jiangsu Xuzhou Economic and Technological Development Zone People's Court
Case Number: (2022)S0391MC No. 40XX
Nature of Case: Business contract dispute
Plaintiff/Appellant XUZHOU SAMPLE TECHNOLOGICAL DEVELOPMENT LTD.
Defendant/Appellee Heze SAMPLE Leather Industry Co., Ltd. (literal translation)
Date of Hearing: Dec. 29, 2022
Date of Acquisition: Jul. 27, 2023

Court judgments & decisions

2.
Source: Public sources
Hearing Court: Jiangsu Xuzhou Economic and Technological Development Zone People's Court
Case Number: (2021)S0391MC No. 37XX
Plaintiff/Appellant XUZHOU SAMPLE TECHNOLOGICAL DEVELOPMENT LTD.
Defendant/Appellee SAMPLE Footwear (Suzhou) Co., Ltd.
Suzhou SAMPLE Leather Co., Ltd.
Date of Hearing: Nov. 08, 2021
Case Brief: Business contract dispute
Date of Acquisition: Jul. 27, 2023

Due to the absence of unitary and all-inclusive litigation databases in the Chinese mainland, the litigation records herein may be not up-to-date or some cases may not have been published by competent courts yet.

The above information is provided for your reference only.

PUBLIC RECORDS

As of the completion of this report, our check with open sources and major search engines has found no public records involving Subject in the latest five years.

Note: We provide herein litigation records, public rankings and other public records from the latest five years.

MORTGAGE/PLEDGE DETAILS

As of the completion of this report, our check with open sources in China and major search engines has found no mortgages or pledges of Subject.

TAXPAYER CREDITWORTHINESS RECORD

Year of Rating	Taxpayer ID No.	Taxpayer Credit Rating
2022	9132030169337052XX	A
2020	9132030169337052XX	A
2016	9132030169337052XX	A

FINANCES

Balance Sheet ('000):

	Dec. 31, 2022 (Unconsolidated)	Dec. 31, 2021 (Unconsolidated)
TOTAL ASSETS	24,390	20,770
TOTAL LIABILITIES	17,760	15,747
TOTAL SHLDRS' EQUITY	6,630	5,023
TOTAL LIABILITIES & SHLDRS' EQUITY	24,390	20,770

Income Statement ('000)

	2022	2021
Starting Date	Jan. 01, 2022	Jan. 01, 2021
Closing Date	Dec. 31, 2022	Dec. 31, 2021
Sales	19,500	18,866
Total profit	1,600	399
Less: Income tax	0	0
Net profit	1,600	399

NOTES TO FINANCES

Due to the lack of a clear government policy regarding the transparency of enterprise financial information, many financial items might be missing in the above financial statements, causing possible inequality between the sum of the provided items and the provided Total Number.

Only Subject's major financial data for 2021 and 2022 are available from official sources.

Our credit analyst was unable to obtain the reason why Subject gained profit in 2021 and 2022, but no income tax was paid; perhaps the tax authority adjusted its tax base.

Paid-up percentage of registered capital is no longer required to be disclosed so it cannot be included herein.

Change of Key Financials ('000)

	2022	Growth Rate (%)	2021
Sales	19,500	3.36	18,866
Net profit	1,600	301.00	399
Total assets	24,390	17.43	20,770
Total liabilities	17,760	12.78	15,747
Total shareholders' equity	6,630	31.99	5,023

Important Ratios:

Profitability	2022	Year-on-year Comparison	2021
Return on net assets (%)	24.13	↑	7.94
Return on total assets (%)	6.56	↑	1.92
Net profit margin (%)	8.21	↑	2.11

Efficiency	2022	Year-on-year Comparison	2021
Turnover of total assets	0.80	↓	0.91

Solvency	2022	Year-on-year Comparison	2021
Liabilities/assets ratio (%)	72.82	↓	75.82

Growth	2022	Year-on-year Comparison	2021
Sales growth (%)	3.36	--	--
Total assets growth (%)	17.43	--	--

INDUSTRY PROFILE

2661, Manufacture of chemical reagents and additives

Industry Definition:

This industry refers to the production of various chemical reagents, catalysts and special additives.

Industry Status & Trend:

Chemical reagents and auxiliaries manufacturing industry is one of the most dynamic emerging fields in today's chemical industry and it delivers a wide variety of products with high added value, broad use and high industrial relevance. The products of this industry feature a wide range of applications in industrial, agriculture, commerce, health, astronomy, geology and other fields. At present, this industry is becoming increasingly diversified and refined. According to relevant statistics, the output value of China's chemical reagent and auxiliaries manufacturing industry in the first 11 months of 2022 totaled CNY374.899 billion, up 13.54% year-on-year, and the export value stood at CNY17.696 billion, representing a year-on-year growth of 7.16%.

China attaches great importance to the development of the chemical reagents and additives manufacturing industry. This industry has become one of the important development directions of the chemical industry. In the future, this industry will further accelerate the development of product application technology, emphasize the combination with end consumer demand, accelerate cultivation of a new products market, and make breakthroughs in key technologies with independent intellectual property rights, build a number of well-known brands with strong international influence, establish group corporations with international competitiveness, and continuously improve the global competitive advantages of China's petrochemical and chemical industry. Thanks to the transformation of economic growth patterns, economic structure adjustment and supply-side reform requirements, the chemical reagents and additives manufacturing industry will maintain rapid growth.

INDUSTRY FINANCIAL RATIOS

2600, Manufacture of chemicals and chemical products

2022Year	Subject	Excellent	Average	Poor
Return on net assets (%)	24.13	16.50	6.50	-7.70
Return on total assets (%)	6.56	9.10	3.70	-2.70
Gross profit margin (%)	--	16.30	6.10	-8.40
Net profit margin (%)	8.21	18.20	7.40	-5.40
Turnover of total assets	0.80	1.20	0.50	0.10
Turnover of current assets	--	2.60	1.40	0.20
Turnover of accounts receivable (days)	--	23.53	45.57	128.57
Liabilities/assets ratio (%)	72.82	48.30	58.30	82.50
Current ratio	--	2.13	1.03	0.47
Quick ratio	--	1.33	0.64	0.29
Sales growth (%)	3.36	40.80	15.00	-11.50
Gross profit growth (%)	--	35.00	13.40	-14.30
Total assets growth (%)	17.43	15.10	4.10	-8.30

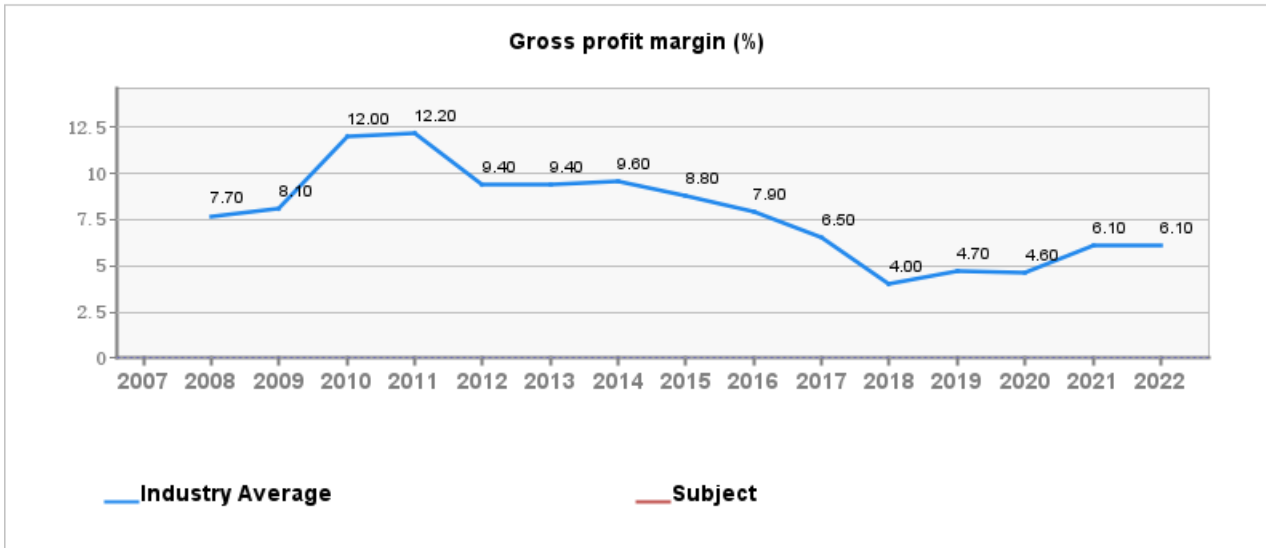
2021Year	Subject	Excellent	Average	Poor
Return on net assets (%)	7.94	16.50	6.50	-7.70
Return on total assets (%)	1.92	9.10	3.70	-2.70
Gross profit margin (%)	--	16.30	6.10	-8.40
Net profit margin (%)	2.11	18.20	7.40	-5.40
Turnover of total assets	0.91	1.20	0.50	0.10
Turnover of current assets	--	2.60	1.40	0.20
Turnover of accounts receivable (days)	--	23.53	45.57	128.57
Liabilities/assets ratio (%)	75.82	48.30	58.30	82.50
Current ratio	--	2.13	1.03	0.47
Quick ratio	--	1.33	0.64	0.29
Sales growth (%)	--	40.80	15.00	-11.50
Gross profit growth (%)	--	35.00	13.40	-14.30
Total assets growth (%)	--	15.10	4.10	-8.30

* The above indicators come from industry statistics regularly published by the government.

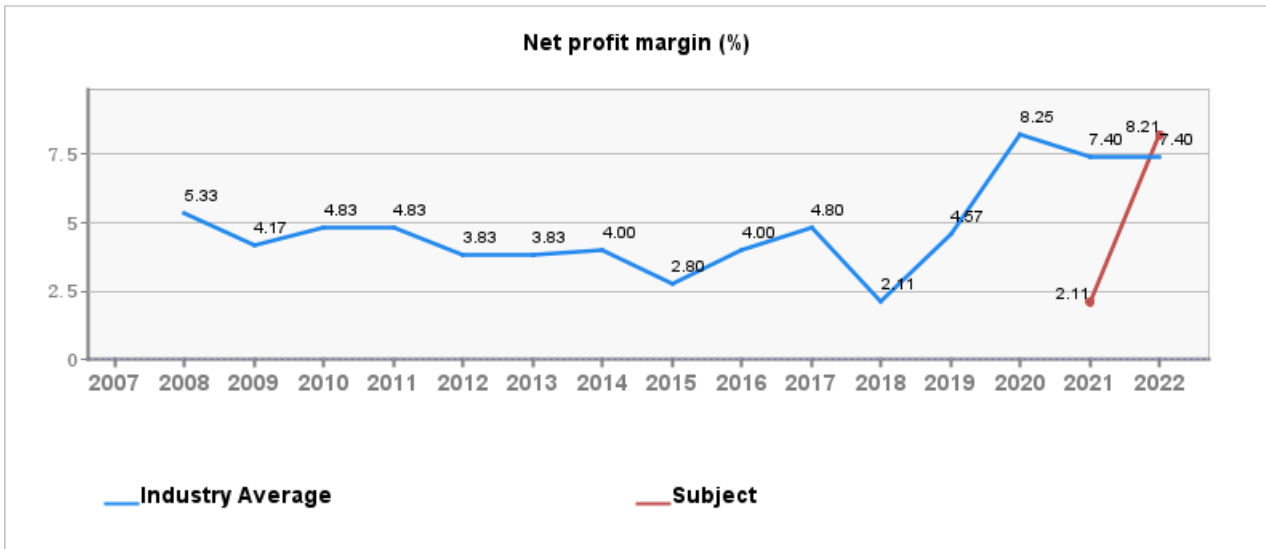
TREND CHART OF KEY INDICATORS

2600, Manufacture of chemicals and chemical products

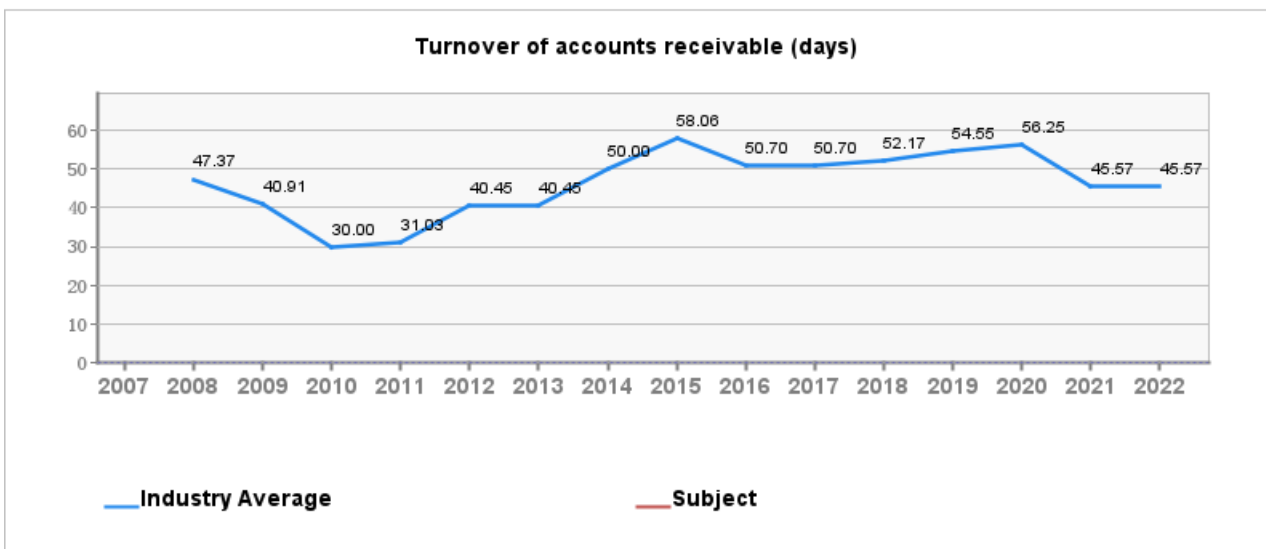
Trend of Gross Profit Margin (Average):



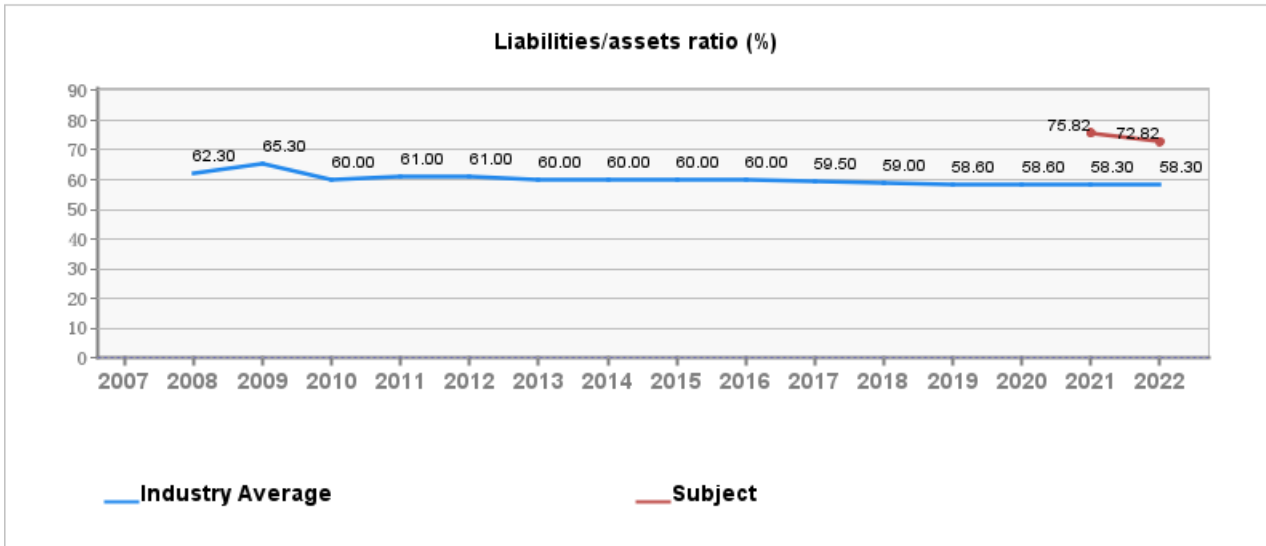
Trend of Net Profit Margin (Average):



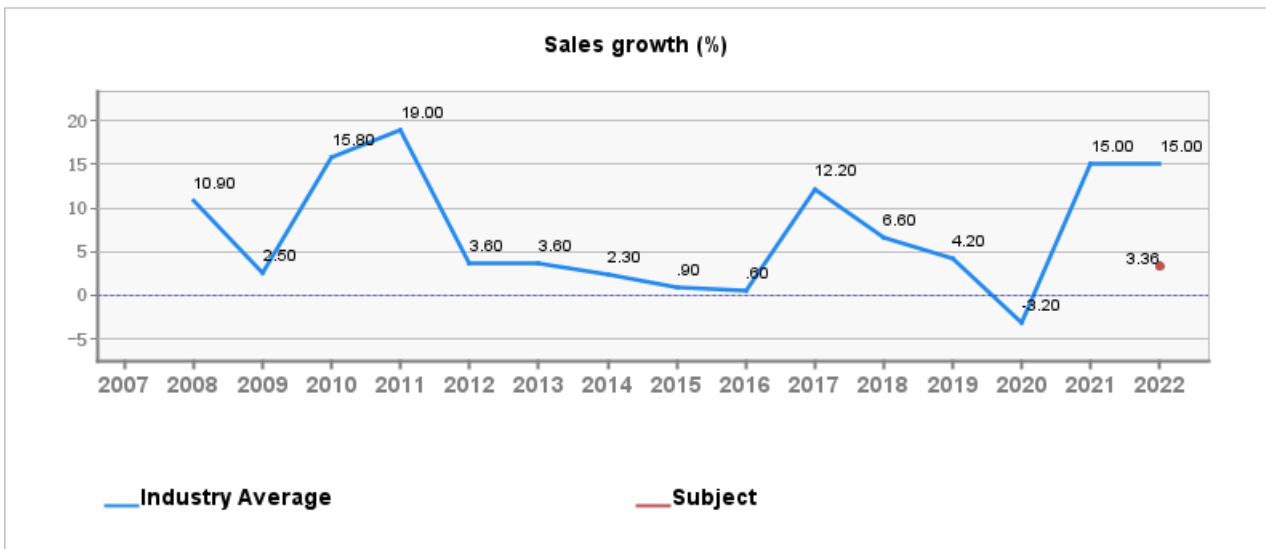
Trend of Turnover of Accounts Receivable (Days) (Average):



Trend of Liabilities/assets Ratio (Average):



Trend of Sales Growth (Average):



SEARCH RECORDS

	Recent 3 Months	Recent 6 Months	Recent 9 Months	Recent 12 Months
Search Count	1	1	1	1

Note: The Search Count above is the number of times that the subject company has been searched in Experian databases.

PROBLEMS IN OPERATION

Subject is mainly engaged in the production and sales of leather additives, papermaking additives, adhesives, and water treatment agents. Chemical reagents and additives are one of the important materials in the field of chemistry, widely used in chemical research, textiles, industrial production, and other fields. The industry has a huge market size, which has a positive driving effect on Subject's business expansion. However, in the current context of environmental protection, sustainable development, and safe production, the chemical reagent and auxiliary industry is facing challenges of technological upgrading, green production, and market competition. The market demand is gradually developing towards high quality, high safety, high stability, and environmental protection and market competition is increasing further. Under these circumstances, the price and brand of the product determine Subject's business scale, and at the same time, Subject's shareholders are natural persons, and thus their financing ability and ability to resist market risks are relatively weak, so Subject should pay more attention to controlling costs and other expenses to ensure the expected profits are achieved.

OTHER CHINESE COMPANY AFFILIATIONS OF SUBJECT'S LEGAL REPRESENTATIVE

According to official sources, "HUANG SAMPLE" is also legal representative in the following company:

Name of enterprise (institution): Anhui SAMPLE Chemical Co., Ltd. (Literal translation)

Unified social credit code: 91341322MA2N JL7PXX

Type of enterprise (institution): other limited liability company

Establishment date: April 24, 2017

Operating status: active (open)

Position: Legal Representative

According to official sources, "HUANG SAMPLE" is also shareholder of the following company:

Name of enterprise (institution): SAMPLE Environmental Protection Technology (Xuzhou) Co., Ltd. (literal translation)

Unified social credit code: 9132030155379743XX

Type of enterprise (institution): limited liability company (wholly owned by a natural person)

Establishment date: April 13, 2010

Operating status: active (open)

Contribution ratio: 100%

According to official sources, "HUANG SAMPLE" is also a member of the board of directors of the following company:

Name of enterprise (institution): Anhui SAMPLE Chemical Co., Ltd. (Literal translation)

Unified social credit code: 91341322MA2N JL7PXX

Type of enterprise (institution): other limited liability company

Establishment date: April 24, 2017

Operating status: active (open)

Position: Executive Director and General Manager

CREDIT RATING

CR4

In assessing credit status of a business, Experian takes into consideration its size, history and background, financials and operations against industry average, credit history, etc. Indications of Experian credit ratings are as follows.

Rating	Risk Level	Indications
CR1	Very low	Credit can be extended on very loose terms.
CR2	Low	Credit can be extended on fairly loose terms.
CR3	Below average	Credit can be extended on normal terms.
CR4	Average	Credit should be on a closely monitored basis.
CR5	Above average	Credit should be avoided as much as possible.
CR6	High	Credit should be on secured basis.
CR7	Very high	Transaction should be on COD basis.

BASE CREDIT LIMIT

200,000

When calculating base credit limit, Experian presupposes that Subject purchases main commodities/services equally from many suppliers. Main factors considered include Net Assets, Total Assets, Total Sales, Profit, Credit Rating, etc. No consideration is given to the specific situation of your transaction with Subject. You may refer to the following recommendations when making credit decisions, but it is advisable that necessary adjustments be made in accordance with your sales strategies and credit policies.

Annual Supply/Subject's Sales	Recommended Credit Limit
Above 40%	Above 4 times the base credit limit
30%~40%	3 to 4 times the base credit limit
20%~30%	2 to 3 times the base credit limit
10%~20%	1 to 2 times the base credit limit
Below 10%	Within the base credit limit

----- End of the Report -----

Disclaimer

DISCLAIMER: This report is forwarded to the subscriber in strict confidence for use by the subscriber as one factor in connection with credit and other business decisions. This report contains information compiled from information which GLOBIS cannot control and which has not been verified unless indicated in this report. GLOBIS therefore cannot accept responsibility for the accuracy, completeness or timeliness of the contents of the report. GLOBIS disclaims all liability for any loss or damage arising out of or in any way related to the contents of this report.

Notes

"-"in this report indicates "unavailable" due to insufficient information or "no comment";
The currency in this report is in CNY unless otherwise stated.