



Global Business Information Services, Inc.


875 N Michigan Ave, Ste 3100, Chicago, IL 60611 - www.glo-bis.com - tel/fax: 1.877.GLO-BIS8

## Freshly Investigated Credit Report (Fullcheck) -Executive Summary

# SAMPLE MEXICO SA DE CV

Date : 15 Dec, 2023

### Company Details

Global Identifier	: P1832515
Country	: Mexico
Business Entity Name	: SAMPLE MEXICO SA DE CV
Name in Local Language	: SAMPLE MEXICO SA DE CV
Operating Address	: Avenida 20 De Noviembre XXX Colonia Centro, Chihuahua, Chihuahua 31000
	
Tel	: [+52] 614-41642XX
	: [+52] 614-41525XX
Email	: dsaad@SAMPLE.mx jochoa@SAMPLE.mx ventas@SAMPLE.mx edominguez@SAMPLE.mx valak.gallardo@SAMPLE.mx egonzalez@SAMPLE.mx nramos@SAMPLE.mx
Website	: <a href="http://www.SAMPLE.mx">http://www.SAMPLE.mx</a>
Primary Business Activity	: Trader
Primary Industry	: Electrical Equipment & Appliances

## Key Facts

Registered Legal Address	: Avenida 20 De Noviembre XXX Colonia Centro, Chihuahua, Chihuahua 31000
License Number	: Not Applicable <sup>(1)</sup>
Date of Registration	: 23 Aug, 1984
Issuing Authority	: REGISTRO PUBLICO DE LA PROPIEDAD Y DE COMERCIO (PUBLIC REGISTRY OF PROPERTY & COMMERCE) - Chihuahua
Legal Form - Category	: Public Company
Legal Form - Full Name	: Sociedad Anónima de Capital Variable
Legal Form - Abbreviation	: SA DE CV <sup>(2)</sup>
License Status	: License exists - Normal.
Operational Status of Business	: Normal
Employees	: 3,000
Capital	: n/a <sup>(3)</sup>

### Note:

(1) Although REGISTRO PUBLICO DE LA PROPIEDAD Y DE COMERCIO (PUBLIC REGISTRY OF PROPERTY & COMMERCE) - Chihuahua is the official Issuing Authority for Business Licenses in Mexico, public access to statutory records is exceptionally bureaucratic and can take up to several weeks before obtaining just a license number.

Therefore, the accepted practice by local banks and business community requiring official authentication of the legal status of companies is to obtain the corresponding Tax Number issued by the SECRETARIA DE HACIENDA Y CREDITO PUBLICO SERVICIO DE ADMINISTRACION TRIBUTARIA (SHCP).

Hence the official Tax Number for this business entity is provided below.

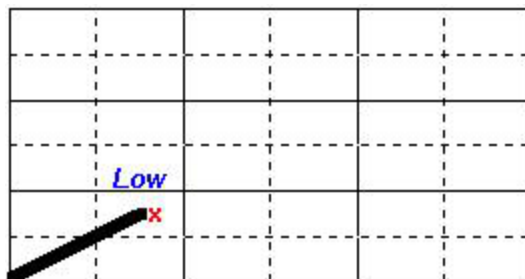
(2) The abbreviation appearing at the end of the SBE's name above is an abbreviation of the Legal Form "SOCIEDAD ANÓNIMA DE CAPITAL VARIABLE" which is automatically generated by our software.

(3) Not applicable.

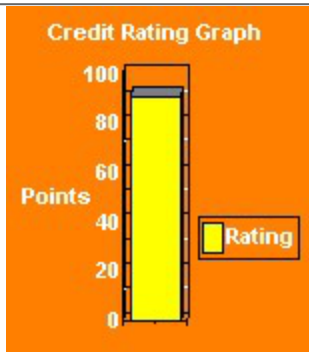
According to the corporate statutory laws for this type of Legal Form - Category (Public Company) in Mexico, there is no requirement for Authorized Capital.

## Credit Rating & Risk Analysis

Risk Index: Low



Credit Rating: Excellent



Points Allocated: 91

### CREDIT RATING

The GloBIS Credit Rating ("GCR") is a score based on statistical analysis of both financial and a wide range of non-financial data. The GCR algorithm predicts the probability of the Subject Business Entity (SBE) becoming insolvent in the 12 months following the date on which the algorithms generate the corresponding GCR score.

An integral part of the GCR and Risk Assessment provides an estimated credit amount that can generally be considered for a specific period, based on the facts available at the time of review.

### CREDIT ASSESSMENT FACTORS

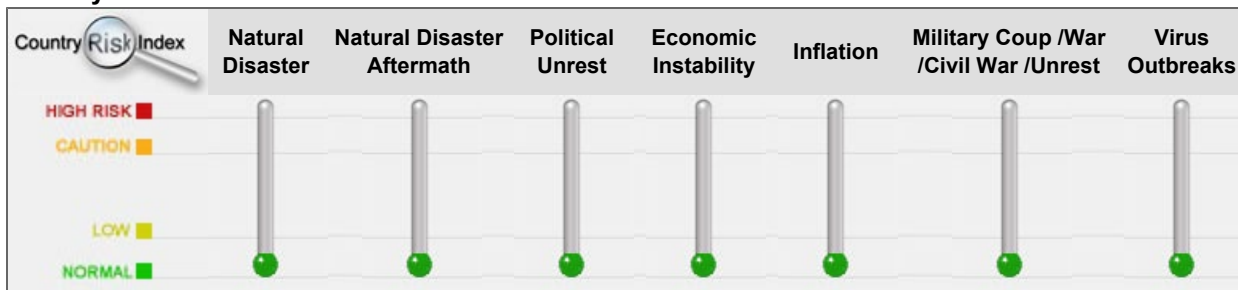
Our credit risk assessment is gauged on 12 key business factors.

Each factor is assigned a rating and the total is aggregated and weighed in consideration of any other influencing factors relevant to the final assessment.

These factors include but are not limited to:

Financial Status	Legal Form & Management	Industry sector & trends
Financial impact by related parties	Shareholders, Principals, Family involvement & support	Adverse information (Civil litigation, contractual defaults)
Consecutive years of Profitability and/or Liabilities	Scale of operations	Years in business & Corporate milestones
Assets (Real estate, Patents, Machinery, etc.)	Trade references & reputation	Third party points of references (Import agencies, Distribution rights, etc.)

### Country Risk Index



### Adverse Data

Results : Zero (0) records found.











### Financials - Summary (Currency: USD - US Dollar)

As a Public Company in Mexico, there is no legal requirement for the Subject Business Entity ("SBE") to make any public disclosure of their own financials. However, the SBE is indirectly owned by a Public Listed Company which is required to disclose their consolidated financial statements.

Hence the financials listed below are those of the SBE's Indirect Corporate Parent - HANGZHOU HIKVISION DIGITAL TECHNOLOGY CO LTD (Global Identifier No. P2631057), located in China.

Year	Turnover	Assets	Net Income
2020 Annual	9,710,007,782	13,562,948,377	2,091,486,158
2021 Annual	12,781,798,044	16,305,265,808	2,748,935,826
2022 Annual	12,468,713,895	17,876,054,387	2,032,529,194

#### Sales Trend - Analysis

2013	2014	2015	2016	2017	2018	2019	2020	2021	2022
									
53.14%	58.80%	42.46%	14.53%	39.27%	13.56%	13.71%	17.72%	31.64%	2.45%

#### Recommended Credit Limit - Trade Finance

<b>Maximum Recommended Credit</b> : USD \$20,000,000 based on 30 days
---

#### Primary Products

Products / Materials / Services Description	Activity
Alarms	Trading
Amplifiers	Trading
CCTV	Trading
Closed circuits	Trading
Control access	Trading

#### Commercial Credit Inquiries

Date of Inquiry	Industry in which Inquirer Operates	Credit Type (* / **)	Credit Amount	Period
15 Dec, 2023	Professional Services - General	MRC	USD 20,000,000	30 days
25 Sep, 2020	Professional Services - General	MRC	USD 4,000,000	30 days
8 Sep, 2020	Professional Services - General	MRC	USD 4,000,000	30 days

#### Note:

\* **MRC** : Max. Recommended Credit amount

\*\* **ISC** : Inquirer Specified Credit amount

# Fullcheck Report Details

<b>Country</b>	: Mexico
<b>Business Entity Name</b>	: SAMPLE MEXICO SA DE CV
<b>Primary Business Activity</b>	: Trader
<b>Primary Industry</b>	: Electrical Equipment & Appliances
<b>Office Contact Details</b>	
<b>Operating Address</b>	: Avenida 20 De Noviembre XXX Colonia Centro, Chihuahua, Chihuahua 31000
<b>Tel</b>	: [+52] 614-41642XX
	: [+52] 614-41525XX
<b>Email</b>	: dsaad@SAMPLE.mx jochoa@SAMPLE.mx ventas@SAMPLE.mx edominguez@SAMPLE.mx valak.gallardo@SAMPLE.mx egonzalez@SAMPLE.mx nramos@SAMPLE.mx
<b>Website Details</b>	
<b>Website</b>	: <a href="http://www.SAMPLE.mx">http://www.SAMPLE.mx</a>
<b>Status</b>	: Normal - operational
<b>Country of Registration</b>	: Mexico
<b>Ownership Type</b>	: Registered ownership by Subject Business Entity
<b>Tax / VAT Details</b>	
<b>Tax Issuing Authority</b>	: SECRETARIA DE HACIENDA Y CREDITO PUBLICO SERVICIO DE ADMINISTRACION TRIBUTARIA (SHCP)
<b>Local Name Used</b>	: Registro Federal del Contribuyente
<b>Acronym</b>	: RFC
<b>RFC Number</b>	: SSC-840823-XXX
<b>Date of Issuance</b>	: 23 Aug, 1984

## SIC PRODUCT CLASSIFICATION & ACTIVITY

Product/Service Description	Code	Activity
Computer peripheral equipment, nspf, and parts, nspf	3577	Trading
Electric motors, generators, generator sets, rotating converters, and parts and accessories, nspf	3621	Trading
Electronic Parts/Equip, NEC	5065	Trading
Other communications equipment, nspf, and parts, nspf	3669	Trading

## HARMONIZED PRODUCT CLASSIFICATION & ACTIVITY

Product/Service Description	Code	Activity
Electrical machinery & equip. & parts; telecommunications equip., sound recorders, television recorders	8500	Trading
Electronic integrated circuits & micro-assemblies parts	8542	Trading
Inverters (static converters)	8504409040	Trading
Microphones; loudspeakers; sound amplifiers, etc., parts	8518	Trading

## NACE PRODUCT CLASSIFICATION & ACTIVITY

Product/Service Description	Code	Activity
Electrical installation	4321	Trading
Electrical, plumbing and other construction installation activities	4320	Trading
Manufacture of domestic appliances	2750	Trading
Manufacture of electric domestic appliances	2751	Trading
Manufacture of electric motors, generators and transformers	2711	Trading
Manufacture of electric motors, generators, transformers and electricity distribution and control	2710	Trading
Manufacture of electrical equipment	2700	Trading
Manufacture of electricity distribution and control apparatus	2712	Trading
Manufacture of non-electric domestic appliances	2752	Trading
Manufacture of other electrical equipment	2790	Trading

## DETAILED PRODUCT CLASSIFICATION & ACTIVITY

Products / Materials / Services Description	Ranking	Activity
DC to AC power inverters	Primary	Trading
Electronic alarms	Primary	Trading
Electronic equipment	Primary	Trading
Marine equipment	Primary	Trading
Power converters	Primary	Trading
Radio & television equipment	Primary	Trading
Solar power generation	Primary	Trading
Telephone equipment	Primary	Trading
Video cameras	Primary	Trading

## CORE BUSINESS DESCRIPTION

### Core Business

The primary business focus of SAMPLE MEXICO SA DE CV is Trading - Finished products.

Key products include:

- Alarms
- Amplifiers
- CCTV
- Closed circuits
- Control access
- DC to AC power inverters
- Electronic alarms
- Electronic equipment
- Marine equipment
- Power converters
- Radio & television equipment
- Solar power generation
- Telephone equipments
- Video cameras

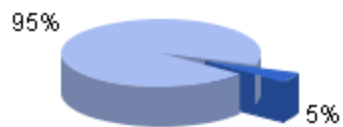
### Supplementary Business

In addition to the core business, SAMPLE MEXICO SA DE CV also is engaged in the following areas of business:

1. Exporting
  - Exporting - Finished products
2. Importing
  - Importing - Finished products

### DOMESTIC SALES & PURCHASES

Annual Sales Analysis	Percentage
Domestic Sales	95%
International Sales (Exports)	5%



Annual Purchases Analysis	Percentage
Local Purchases	10%
Imports	90%



## DIRECT / INDIRECT CORPORATE PARENT DETAILS

<b>Direct Corporate Parent</b>	: <b>HIKVISION SINGAPORE PTE LTD</b>
Global Identifier	: P4684870
Legal Form Category	: Private Company with Limited Liability
Country	: Singapore
Operational Address	: Alexandra Technopark - Tower B 438B Alexandra Rd #06-04 119968
Primary Business Activity	: Trader
<b>Indirect Corporate Parent</b>	: <b>HANGZHOU HIKVISION DIGITAL TECHNOLOGY CO LTD*</b>
Global Identifier	: P2631057
Legal Form Category	: Public Listed Company
Country	: China
Operational Address	: 555 Qianmo Rd Binjiang Dist Hangzhou Zhejiang 310051
Primary Business Activity	: Manufacturer

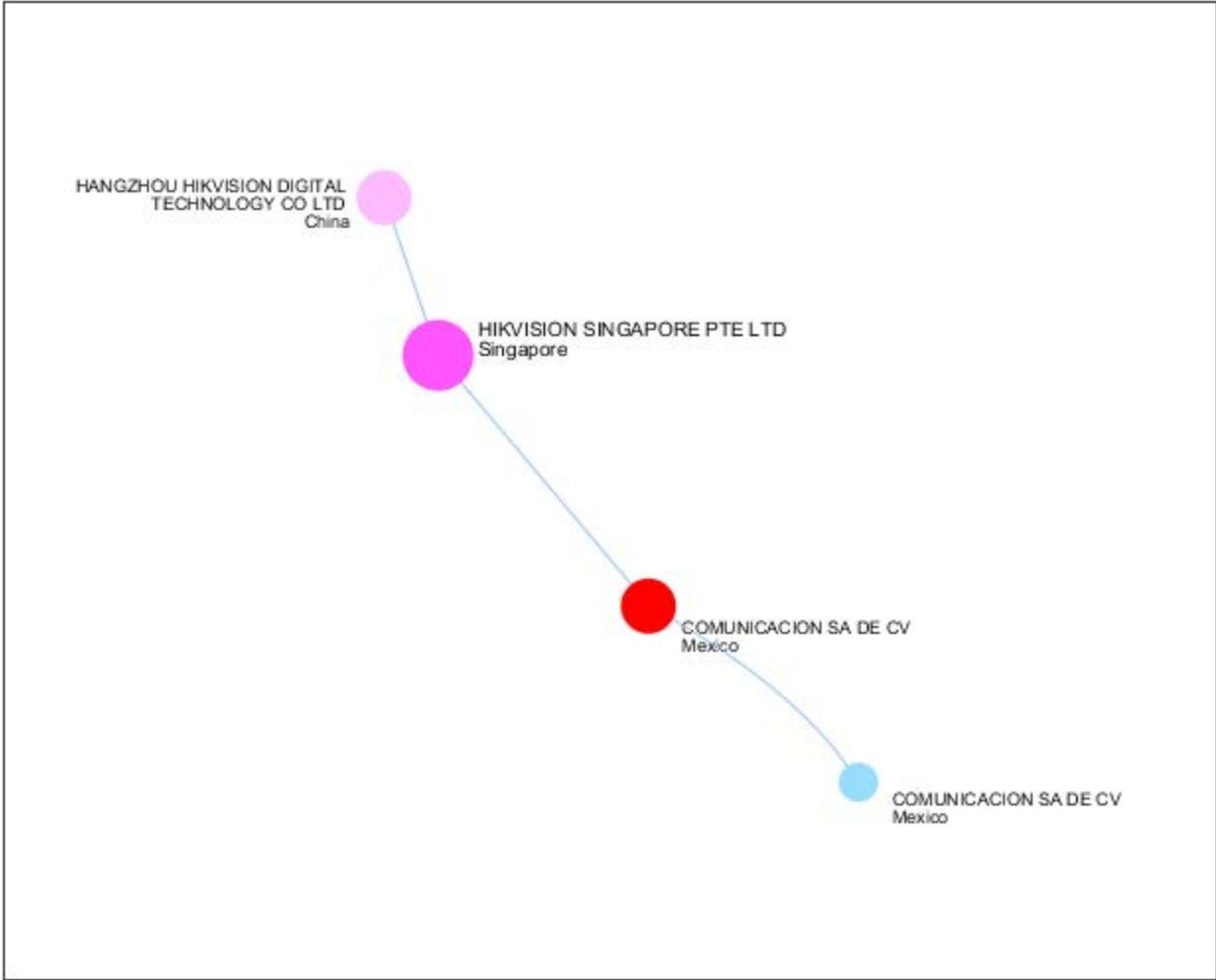
**\*This company is sanctioned under the US Government program: CMIC-EO13959**

Please see the following link for additional information: <https://sanctionssearch.ofac.treas.gov/Details.aspx?id=30946>

## MAPPING OF CORPORATE STRUCTURE

### Legend





**BRANDS & TRADEMARKS**

<b>Brands &amp; Trademarks - 1</b>	
Brands & Trademarks	: sample
Application Category	: #1 Telephone equipment
Legal Details of a Brand / Trademark Registration	
Type of Mark	: Brand
Country Registered	: Mexico

<b>Brands &amp; Trademarks - 2</b>	
Brands & Trademarks	: sample
Application Category	: #1 Electronic equipment
Legal Details of a Brand / Trademark Registration	
Type of Mark	: Brand

**Brands & Trademarks - 3**

**Brands & Trademarks** : sample  
**Application Category** : #1 Electronic equipment  
 Legal Details of a Brand / Trademark Registration  
**Type of Mark** : Brand

**Brands & Trademarks - 4**

**Brands & Trademarks** : sample  
**Application Category** : #1 Electronic equipment  
 Legal Details of a Brand / Trademark Registration  
**Type of Mark** : Brand

**Brands & Trademarks - 5**

**Brands & Trademarks** : SAMPLE  
**Application Category** : #1 Electronic equipment  
 Legal Details of a Brand / Trademark Registration  
**Type of Mark** : Brand

**Brands & Trademarks - 6**

**Brands & Trademarks** : sample  
**Application Category** : #1 Electronic equipment  
 Legal Details of a Brand / Trademark Registration  
**Type of Mark** : Brand

**COMPANY MANAGEMENT****Management Listings**

	Name	Nationality	Job Description	Dept. / Division
1	Ms. Nancy Ramos SAMPLE	Mexican	Manager	Purchasing
2	Mr. Octavio SAMPLE	Mexican	Coordinator	-
3	Mr. Valak Gallardo SAMPLE	Mexican	Coordinator	Logistics
4	Ms. Gloria Isela Romero SAMPLE	Mexican	Manager	Marketing
5	Mr. Assad Daniel Saad SAMPLE	Mexican	Legal Representative	-

**Management Details - 1**

**Personal Unique Identifier** : MI04964349  
**Name** : Ms. Nancy Ramos SAMPLE

**Management Details - 2**

**Personal Unique Identifier** : MI05964611  
**Name** : Mr. Octavio SAMPLE

**Management Details - 3**

**Personal Unique Identifier** : MI05964614  
**Name** : Mr. Valak Gallardo SAMPLE

**Management Details - 4**

**Personal Unique Identifier** : MI05964606  
**Name** : Ms. Gloria Isela Romero SAMPLE

**Management Details - 5**

**Personal Unique Identifier** : MI05964589  
**Name** : Mr. Assad Daniel Saad SAMPLE  
**Identification Number(s)**  
**Tax No** : SALA600222JXX

**FINANCIALS - SUMMARY** (Currency: USD - US Dollar)

Year	Turnover	Assets	Net Income
2010 Annual	538,935,277	978,975,037	157,305,680
2011 Annual	820,006,270	1,303,550,627	232,364,107
2012 Annual	1,156,055,929	1,697,033,013	343,016,987
2013 Annual	1,770,330,643	2,318,208,896	506,928,007
2014 Annual	2,811,274,718	3,473,168,077	763,572,796
2015 Annual	4,004,974,687	4,804,507,518	932,234,207
2016 Annual	4,586,784,608	5,939,512,617	1,066,416,952
2017 Annual	6,388,029,965	7,861,427,358	1,434,581,568
2018 Annual	7,254,313,316	9,240,808,185	1,656,723,852
2019 Annual	8,248,656,662	10,780,829,791	1,783,288,169

**CAPITAL** (Currency: MXN - Mexican Peso)

**Paid-up Capital** : \$ 2,000,000.00

Date	Paid-up Capital - History
23 Aug, 1984	10,000
11 Jul, 2003	2,000,000

**FINANCIAL STATEMENT - DETAILED**

As a Public Company in Mexico, there is no legal requirement for the Subject Business Entity ("SBE") to make any public disclosure of their own financials. However, the SBE is indirectly owned by a Public Listed Company which is required to disclose their consolidated financial statements.

Hence the financials listed below are those of the SBE's Indirect Corporate Parent - HANGZHOU HIKVISION

DIGITAL TECHNOLOGY CO LTD (Global Identifier No. P2631057), located in China.

## Balance Sheet

Currency : RMB  
Denomination : 1  
Financial Year Ending : December

Financial Highlights	2020 Annual	2021 Annual	2022 Annual
Non Current Liabilities(*)	2,997,025,272.00	5,178,244,571.68	11,907,377,713.27
Share Capital(*)	9,343,417,190.00	9,335,806,114.00	9,430,920,624.00
Non Current Assets(*)	13,938,776,899.00	17,845,318,578.50	21,326,645,254.10
<b>Assets</b>			
Current Assets(*)	74,762,905,485.20	86,019,224,616.63	97,906,637,507.41
Total Assets(*)	88,701,682,384.20	103,864,543,195.18	119,233,282,761.47
<b>Liabilities</b>			
Current Liabilities(*)	31,224,913,711.70	33,291,656,347.62	34,355,751,080.62
Total Liabilities(*)	34,221,938,983.70	38,469,900,919.30	46,263,128,793.89
<b>Owner's Equity</b>			
Shareholders Funds(*)	54,479,743,400.50	65,394,642,275.88	72,970,153,967.58

### Current assets:

Monetary funds	35,459,729,108.27	34,721,870,931.36	40,011,863,999.94
Including: trading financial assets	22,679,846.77	34,320,010.83	12,807,438.36
Notes receivable and accounts receivable	23,282,633,422.05	27,697,534,005.72	32,426,282,569.63
Of which: notes receivable	1,303,252,705.19	1,522,760,905.30	2,519,988,159.23
Of which: accounts receivable	21,979,380,716.86	26,174,773,100.42	29,906,294,410.40
Advance payment	296,334,689.86	505,798,253.35	534,780,120.52
Other receivables	519,143,350.82	359,620,445.88	516,503,485.58
Inventory	11,477,906,040.70	17,974,112,407.60	18,998,222,978.81
Contract assets	245,754,510.98	1,411,372,624.91	2,118,223,370.98
Non-current assets due within one year	1,001,208,813.83	975,960,437.14	996,902,343.27
Other current assets	497,914,506.64	1,022,600,377.78	806,832,941.58
Total current assets	74,762,905,485.17	86,019,224,616.63	97,906,637,507.41

### Non-current assets:

Long-term receivables	2,105,570,004.53	613,067,944.97	540,647,965.30
Long-term equity investment	864,026,710.23	982,165,546.45	1,252,033,513.41
Other non-current financial assets	491,939,067.27	438,724,172.22	423,893,239.94
Fixed assets	5,876,007,536.60	6,695,590,671.27	8,539,842,630.68
Construction in progress	1,425,235,193.72	2,323,336,098.68	3,770,803,300.80
Right-of-use assets	-	566,393,672.75	574,478,326.31
Intangible assets	1,251,317,923.69	1,304,247,415.07	1,544,933,502.19
Goodwill	274,203,665.20	202,381,895.37	217,386,531.28
Long-term deferred expenses	108,584,686.85	158,007,174.90	177,277,742.41
Deferred tax assets	820,380,954.86	1,210,877,575.24	1,469,646,489.04
Other non-current assets	721,511,156.08	3,350,526,411.63	2,815,702,012.70
Total non-current assets	13,938,776,899.03	17,845,318,578.55	21,326,645,254.06
Total assets	88,701,682,384.20	103,864,543,195.18	119,233,282,761.47

### Current liabilities:

Short-term loan	3,999,246,634.59	4,074,962,469.97	3,343,071,972.89
Including: trading financial liabilities	7,405,771.15	4,062,317.57	68,299,685.57
Notes payable and accounts payable	14,630,805,020.04	17,229,693,364.46	17,233,320,766.93
Of which: notes payable	1,036,920,229.85	1,339,998,383.34	1,207,756,963.94
Including: accounts payable	13,593,884,790.19	15,889,694,981.12	16,025,563,802.99
Contract liabilities	2,161,166,671.26	2,580,894,226.59	2,644,496,508.36
Payroll payable	2,877,786,430.71	4,595,552,073.12	4,837,302,455.95
Taxes payable	1,770,057,908.62	1,461,470,029.69	1,234,032,138.37
Dividends payable	205,898,523.84	247,382,205.37	300,150,894.34
Other payables	1,319,154,832.11	1,583,244,377.66	2,903,157,791.97
Non-current liabilities due within one year	3,507,680,339.78	596,915,360.58	868,197,272.46
Other current liabilities	745,711,579.57	917,479,922.61	923,721,593.78
Total current liabilities	31,224,913,711.67	33,291,656,347.62	34,355,751,080.62

### Non-current liabilities:

Long-term loan	1,961,167,761.30	3,284,371,642.52	7,522,315,341.60
Lease liabilities	-	317,951,879.21	277,255,924.83
Long-term payables	39,595,459.35	9,009,331.50	7,569,934.67
Estimated liabilities	151,443,871.02	200,675,950.96	219,365,227.62
Deferred income	190,878,987.69	738,586,458.05	933,260,426.12
Deferred tax liabilities	92,979,823.89	93,315,151.17	116,502,770.84
Other non-current liabilities	560,959,368.74	534,334,158.27	2,831,108,087.59

Total non-current liabilities	2,997,025,271.99	5,178,244,571.68	11,907,377,713.27
Total liabilities	34,221,938,983.66	38,469,900,919.30	46,263,128,793.89
<b>Owner's equity (or shareholders' equity):</b>			
Paid-in capital or share capital	9,343,417,190.00	9,335,806,114.00	9,430,920,624.00
Capital reserve	5,178,777,462.09	5,404,070,600.07	10,141,153,435.32
Less: treasury shares	1,121,918,737.47	1,023,188,723.04	5,316,033,650.24
Other comprehensive income	(84,993,926.94)	(77,184,125.29)	(42,587,158.81)
Surplus reserve	4,672,505,348.00	4,672,505,348.00	4,715,460,312.00
Undistributed profit	35,806,523,826.37	45,148,877,451.52	49,460,240,986.49
Total equity attributable to shareholders of the parent company	53,794,311,162.05	63,460,886,665.26	68,389,154,548.76
Minority shareholders' equity	685,432,238.49	1,933,755,610.62	4,580,999,418.82
Total shareholders' equity	54,479,743,400.54	65,394,642,275.88	72,970,153,967.58
Total liabilities and shareholders' equity	88,701,682,384.20	103,864,543,195.18	119,233,282,761.47

**Note: (\*)**

**Financial Highlights**

**Income Statement**

**Currency** : RMB  
**Denomination** : 1  
**Financial Year Ending** : December

Financial Highlights	2020 Annual	2021 Annual	2022 Annual
Turnover(*)	63,503,450,891.80	81,420,053,539.27	83,166,321,681.14
Profit (Loss) Before Tax(*)	15,272,971,277.90	18,468,211,862.63	14,854,951,627.47
Profit After Tax attributable to Shareholders(*)	13,678,319,472.20	17,510,721,210.47	13,556,969,721.93

Total operating income	63,503,450,891.78	81,420,053,539.27	83,166,321,681.14
Operating income	63,503,450,891.78	81,420,053,539.27	83,166,321,681.14
Total operating cost	50,316,671,575.60	64,727,376,315.70	69,817,764,598.29
Operating cost	33,957,697,857.73	45,329,400,332.65	47,996,254,466.32
R&d expenses	6,378,651,762.42	8,251,645,101.39	9,814,444,260.55
Business tax and surcharge	416,263,349.55	560,980,007.52	581,896,696.51
Sales expenses	7,377,790,744.58	8,586,443,668.02	9,773,457,336.23
Management fee	1,790,013,088.76	2,132,250,463.96	2,642,113,372.00
Financial expenses	396,254,772.56	(133,343,257.84)	(990,401,533.32)
Of which: interest expense	202,415,502.10	229,950,217.93	311,251,154.55
Of which: interest income	719,662,082.74	885,545,988.62	921,912,411.61

**Other operating income**

Add: income from changes in fair value	85,458,209.54	(38,200,024.47)	(155,567,520.89)
Add: investment income	169,277,048.95	174,205,547.82	218,396,306.44
Including: investment income from associates and joint ventures	6,361,388.74	114,137,281.18	106,498,595.01
Asset disposal income	628,505.02	34,225,603.81	(17,578,905.00)
Asset impairment loss	-	(447,689,406.60)	(508,453,828.82)
Credit impairment loss	-	(569,758,165.50)	(585,161,235.45)
Other income	2,303,581,705.81	2,628,560,820.46	2,482,467,855.97
Operating profit	15,196,674,945.77	18,474,021,599.09	14,782,659,755.10
Add: non-operating income	99,273,303.50	75,744,369.29	87,365,985.48
Less: non-operating expenses	22,976,971.41	81,554,105.75	15,074,113.11
Total profit	15,272,971,277.86	18,468,211,862.63	14,854,951,627.47
Less: income tax expenses	1,594,651,805.69	957,490,652.16	1,297,981,905.54
Net profit	13,678,319,472.17	17,510,721,210.47	13,556,969,721.93

**Classification by business continuity**

Net profit from continuing operations	13,678,319,472.17	17,510,721,210.47	13,556,969,721.93
---------------------------------------	-------------------	-------------------	-------------------

**Classification by ownership**

Net profit attributable to shareholders of the parent company	13,385,526,714.15	16,800,411,032.05	12,837,342,061.07
Minority shareholders' profit and loss	292,792,758.02	710,310,178.42	719,627,660.86
Net profit after deducting non-recurring gains and losses	12,805,839,276.44	16,444,723,630.97	12,330,695,878.62

**Earnings per share**

Basic earnings per share	1.45	1.81	1.37
Diluted earnings per share	1.45	1.81	1.37
Other comprehensive income	(34,145,243.17)	4,631,122.68	88,691,088.90
Other comprehensive income attributable to shareholders of the parent company	(31,452,779.95)	7,809,801.65	34,596,966.48
Other comprehensive income attributable to			

minority shareholders	(2,692,463.22)	(3,178,678.97)	54,094,122.42
Total comprehensive income	13,644,174,229.00	17,515,352,333.15	13,645,660,810.83
Total comprehensive income attributable to owners of parent company	13,354,073,934.20	16,808,220,833.70	12,871,939,027.55
Total comprehensive income attributable to minority shareholders	290,100,294.80	707,131,499.45	773,721,783.28

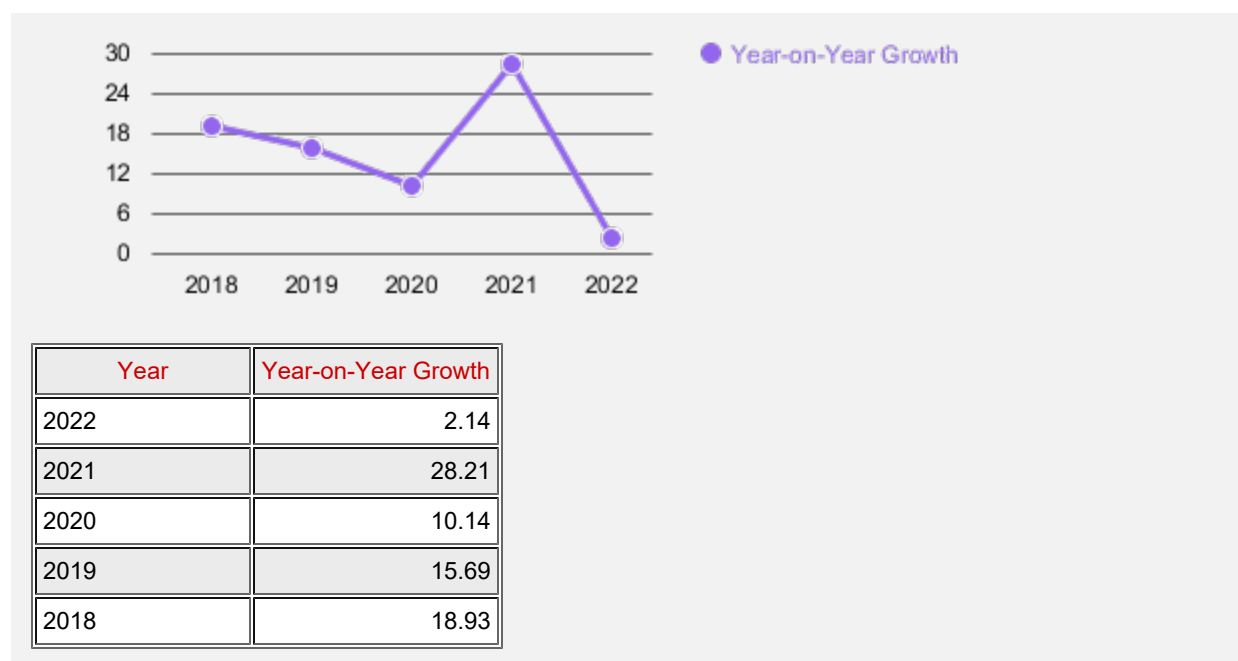
**Note: (\*)**

**Financial Highlights**

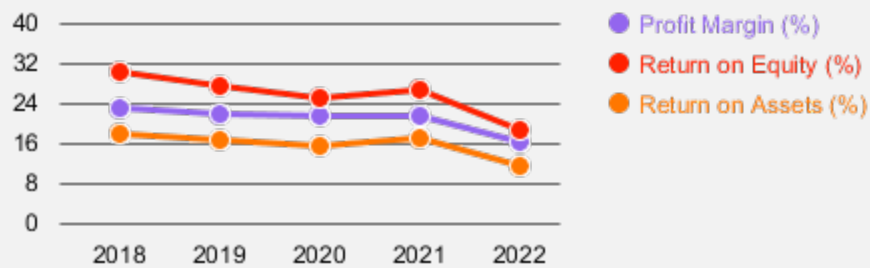
**Financial Ratios - Time Series Analysis**

Financial Highlights	2020 Annual	2021 Annual	2022 Annual
<b>Growth %</b>			
Year-on-Year Growth	10.14	28.21	2.14
<b>Profitability</b>			
Profit Margin (%)	21.54	21.51	16.30
Return on Equity (%)	25.11	26.78	18.58
Return on Assets (%)	15.42	16.86	11.37
<b>Leverage</b>			
Total Debt Equity (Times)	0.63	0.59	0.63
Current Debt Equity (Times)	0.57	0.51	0.47
Long Term Debt to Equity	0.06	0.08	0.16
Total Asset To Total Equity	1.63	1.59	1.63
<b>Asset Management</b>			
Total Assets Turnover (Times)	0.72	0.78	0.70
Fixed Assets Turnover (Times)	4.56	4.56	3.90
<b>Liquidity</b>			
Current Ratio	2.39	2.58	2.85

**Growth %**

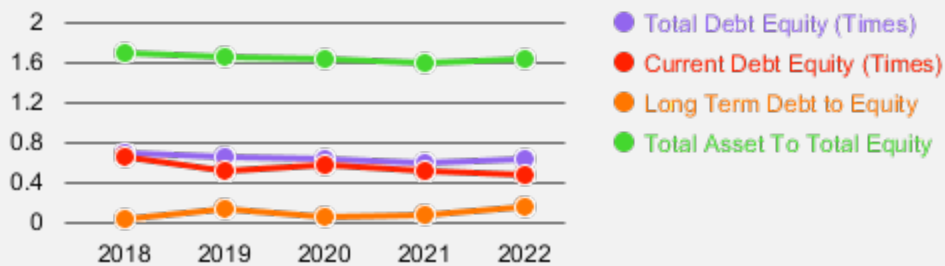


**Profitability**



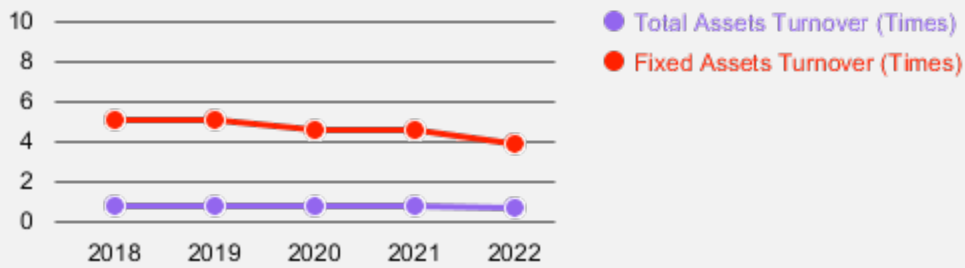
Year	Profit Margin (%)	Return on Equity (%)	Return on Assets (%)
2022	16.30	18.58	11.37
2021	21.51	26.78	16.86
2020	21.54	25.11	15.42
2019	21.62	27.41	16.54
2018	22.84	30.28	17.93

### Leverage



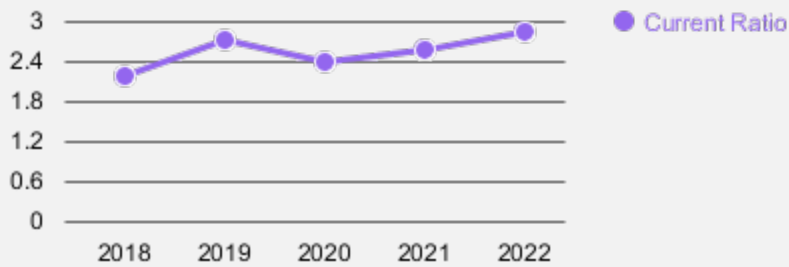
Year	Total Debt Equity (Times)	Current Debt Equity (Times)	Long Term Debt to Equity	Total Asset To Total Equity
2022	0.63	0.47	0.16	1.63
2021	0.59	0.51	0.08	1.59
2020	0.63	0.57	0.06	1.63
2019	0.66	0.52	0.14	1.66
2018	0.69	0.66	0.03	1.69

### Asset Management



Year	Total Assets Turnover (Times)	Fixed Assets Turnover (Times)
2022	0.70	3.90
2021	0.78	4.56
2020	0.72	4.56
2019	0.77	5.09
2018	0.79	5.06

## Liquidity



Year	Current Ratio
2022	2.85
2021	2.58
2020	2.39
2019	2.72
2018	2.17

## REPUTATION

Reference checking for the purpose of establishing SAMPLE MEXICO SA DE CV's reputation within the respective industry failed to reveal any adverse information.

## NEGA-SCAN - ADVERSE DATA MONITORING



<b>DISHONORED CHECKS</b>	<b>No Record Found</b>
<b>DEBT</b>	<b>No Record Found</b>
<b>CIVIL LITIGATION</b>	<b>No Record Found</b>
<b>PERFORMANCE DEFAULTS</b>	<b>No Record Found</b>
<b>ADVERSE LOCAL MEDIA COVERAGE / ADVERSE FILING HISTORY</b>	<b>No Record Found</b>

## PAYMENT TERMS

### Selling

Type	Terms
Exports	Telegraphic Transfer (T/T) - Received at time of transaction Letter of Credit (At-sight)
Local	Cash on delivery (COD) Credit - Unsecured 30~60 days

### Purchasing

Type	Terms
Local	Credit - Unsecured 30~60 days Cash on delivery (COD)
Imports	Letter of Credit (At-sight) Telegraphic Transfer (T/T) - Executed at time of transaction

## BANK DETAILS

**Bank Name** : BANAMEX SA

**Global Identifier** : P1289141

**SWIFT Code** : BNMXXMM

**Bank Name** : BANCO MERCANTIL DEL NORTE SA INSTITUCION DE BANCA MULTIPLE GRUPO FINANCIERO BANORTE

**Global Identifier** : P0335338

**SWIFT Code** : MENOMXMT

**Bank Name** : BANCO NACIONAL DE MEXICO SA

**Global Identifier** : P0610860

**SWIFT Code** : BNMXXMM

**Bank Name** : BBVA BANCOMER SA  
**Global Identifier** : P0335336  
**SWIFT Code** : BCMRMXMM

**Bank Name** : HSBC MEXICO SA  
**Global Identifier** : P0831336  
**SWIFT Code** : BIMEMXMM

#### LOCAL BRANCHES & MANAGEMENT

**Branch** : SAMPLE MEXICO SA DE CV - VILLAHERMOSA, TABASCO  
**Branch Address** : Av SAMPLE S/N Colonia Ciudad Industrial, Villahermosa, Tabasco 86010

**Branch** : SAMPLE MEXICO -  
**Branch Address** : Eje Vial X Sur Mz 4 Lote C-E Colonia Ejidos del Moral, Iztapalapa, Ciudad de Mexico

**Branch** : SAMPLE MEXICO - Guadalajara, Jalisco  
**Branch Address** : Av SAMPLE 2305 L-D16 Colonia Mercado de Abastos, Guadalajara, Jalisco 44530

**Branch** : SAMPLE MEXICO - Monterrey, Nuevo Leon  
**Branch Address** : Jose Maria Iglesias XXXColonia Hidalgo, Monterrey, Nuevo Leon 64290

**Branch** : SAMPLE MEXICO -  
**Branch Address** : Calle 29 Sur XXX Colonia La Paz, Puebla, Puebla 72160

**Branch** : SAMPLE MEXICO - Los Mochis, Sinaloa  
**Branch Address** : Blvd SAMPLE 265 Ote Colonia Centro, Los Mochis, Sinaloa 81200

**Branch** : SAMPLE MEXICO -  
**Branch Address** : Calle XX, 358 Colonia Chuminopolis, Merida, Yucatan 97140

**Branch** : SAMPLE MEXICO - Tijuana, Baja California  
**Branch Address** : Primera XXX Colonia Contreras, Tijuana, Baja California 22106

**Branch** : SAMPLE MEXICO -  
**Branch Address** : Ramirez XXX Colonia Zona Centro, Chihuahua, Chihuahua 31000

**Branch** : SAMPLE MEXICO - Azcapotzalco Mexico, Dist Federal  
**Branch Address** : Av SAMPLE 120 Colonia Providencia, Azcapotzalco, Mexico, Dist Federal 02440

#### RELATED PARTIES (Subsidiaries, Joint-ventures & Affiliates)

The following provides a summary of the number of businesses that are related to SAMPLE MEXICO SA DE CV:

TYPE	DOMESTIC
------	----------

	TOTAL
Subsidiaries	1
Joint-Ventures	-
Minority shareholdings	-
Affiliates	-
Liaison / Representative Offices	-

## Domestic

**Business Entity Name** : SAMPLE DE COMUNICACION SA DE CV

**Global Identifier** : P3706855

**Country** : Mexico

**Relationship** : Subsidiary

**Primary Business Activity** : Service

**Industry** : Professional Services - General

## SHAREHOLDERS

**Total number of shareholders** : 2

**Total number of shares** : n/a

**Currency** : MXN - Mexican Peso

No.	Shareholders	Country	Shares		
			Number	Amount (MXN)	%
1	HIKVISION SINGAPORE PTE LTD	Singapore	n/a	1,020,000.00	51.000
2	Mr. Jorge Antonio Saad SAMPLE	Mexico	n/a	980,000.00	49.000
<b>Total</b>			n/a	2,000,000.00	100.000

**Today's Exchange rate** :  $1.00 \text{ MXN} = 0.055066 \text{ USD}$   
 Mexican Peso = United States Dollars

## COMPANY DIRECTORS

1

**Personal Unique Identifier** : MI04964339

**Name** : Mr. Jorge Antonio Saad SAMPLE

**Identification Number(s)**

**Tax No** : SALJ511118RXX

## INTERNATIONAL TRADE - Activity & Markets

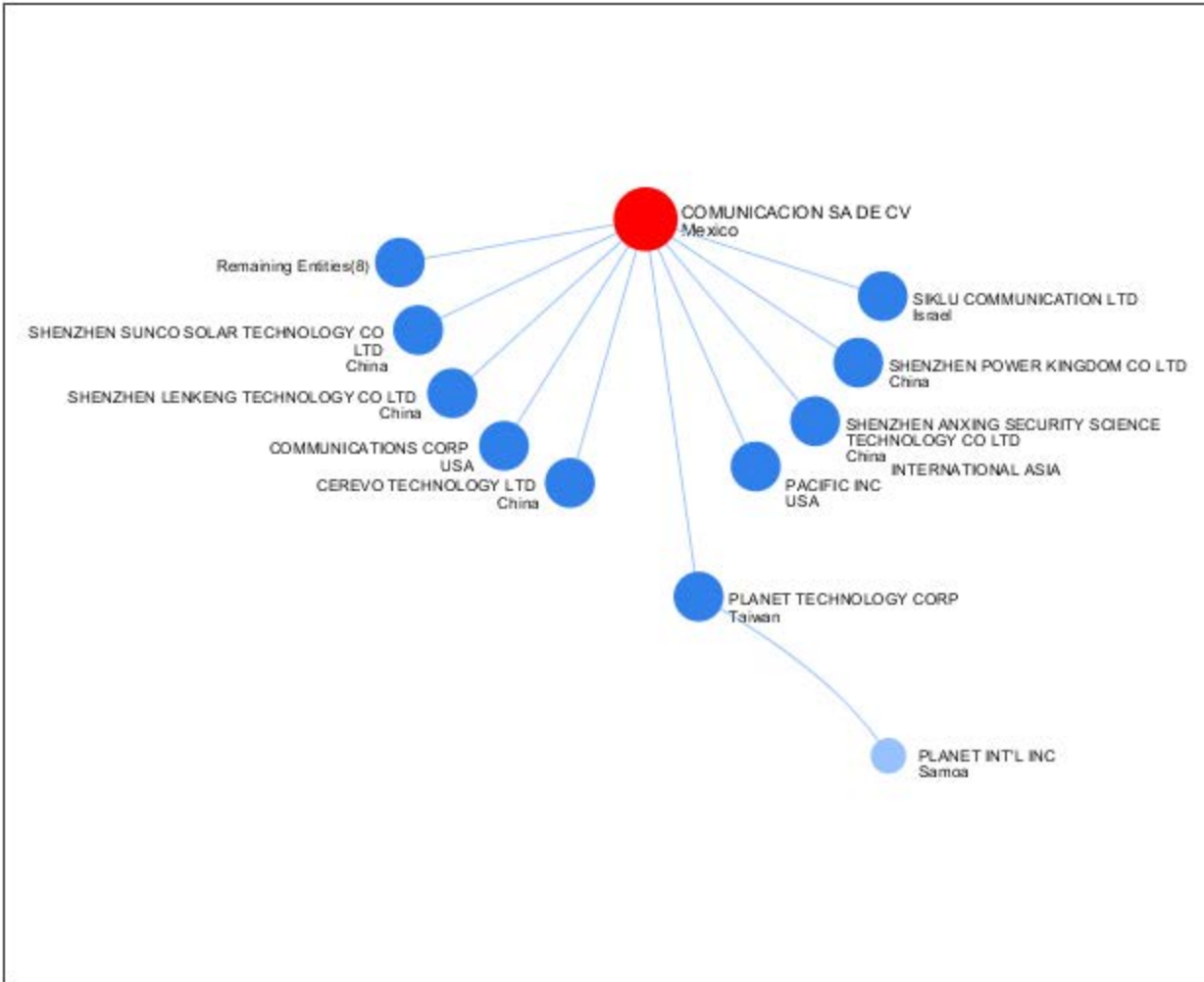
Country / Region	Estimated level of importance	Trading Activity
Asia / Pacific	Medium	Importing
Middle-East	Medium	Importing
North America	Medium	Importing, Exporting
South America	Medium	Exporting
China	Medium	Importing
Colombia	Medium	Exporting
Dominican Republic	Medium	Exporting
El Salvador	Medium	Exporting
Hong Kong	Medium	Importing
Israel	Medium	Importing
Japan	Medium	Importing
Korea, South (Republic of Korea)	Medium	Importing
Nicaragua	Medium	Exporting
Paraguay	Medium	Exporting
Peru	Medium	Exporting
Taiwan	Medium	Importing
USA	Medium	Importing, Exporting

## OVERSEAS SUPPLIERS

Business Entity Name	Global Identifier	Country
CEREVO TECHNOLOGY LTD	P5429088	China
HANGZHOU LINAN XITIANQI IMPORT & EXPORT CO LTD	P5429266	China
SAMPLE INTERNATIONAL ASIA PACIFIC INC	P4268462	USA
IDIS AMERICA CO LTD	P5429091	Korea, South (Republic of Korea)
SAMPLE COMMUNICATIONS CORP	P5429196	USA
KOCOM CO LTD	31316502	Korea, South (Republic of Korea)
NINGBO KAITAI ELECTRIC APPLIANCE INDUSTRY CO LTD	P0362583	China
PLANET TECHNOLOGY CORP	P0004990	Taiwan
SHENZHEN ANXING SECURITY SCIENCE TECHNOLOGY CO LTD	P5429070	China
SHENZHEN FAMA INTELLIGENT EQUIPMENT CO LTD	P5429217	China
SHENZHEN LENKENG TECHNOLOGY CO LTD	P5429082	China
SHENZHEN POWER KINGDOM CO LTD	P0727308	China
SHENZHEN SUNCO SOLAR TECHNOLOGY CO LTD	P5429189	China
SIKLU COMMUNICATION LTD	P5429241	Israel
SUZHOU MEAN WELL TECHNOLOGY CO LTD	P1027907	China
UBIQUITI NETWORKS INTERNATIONAL LTD	P5429222	China

**MAPPING OF OVERSEAS SUPPLIERS**

**Legend**

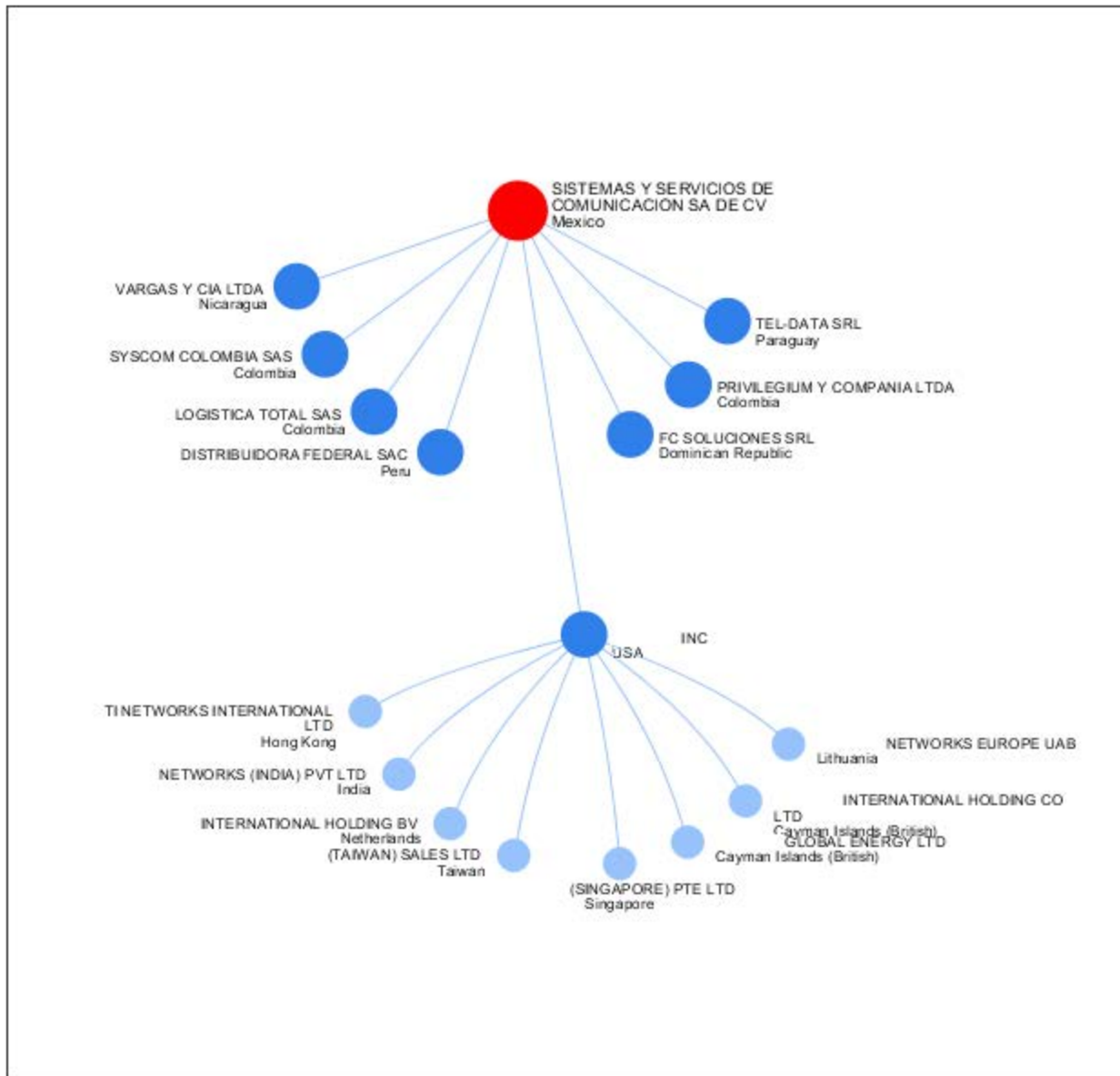


**OVERSEAS CUSTOMERS**

Business Entity Name	Global Identifier	Country
DISTRIBUIDORA FEDERAL SAC	P3630356	Peru
FC SOLUCIONES SRL	P5429033	Dominican Republic
LOGISTICA TOTAL SAS	P5429019	Colombia
PRIVILEGIUM Y COMPANIA LTDA	P5428984	Colombia
SAMPLE COLOMBIA SAS	P5429022	Colombia
TEL-DATA SRL	P3781259	Paraguay
SAMPLE INC	P3095276	USA
VARGAS Y CIA LTDA	P5429032	Nicaragua

## MAPPING OF OVERSEAS CUSTOMERS

### Legend



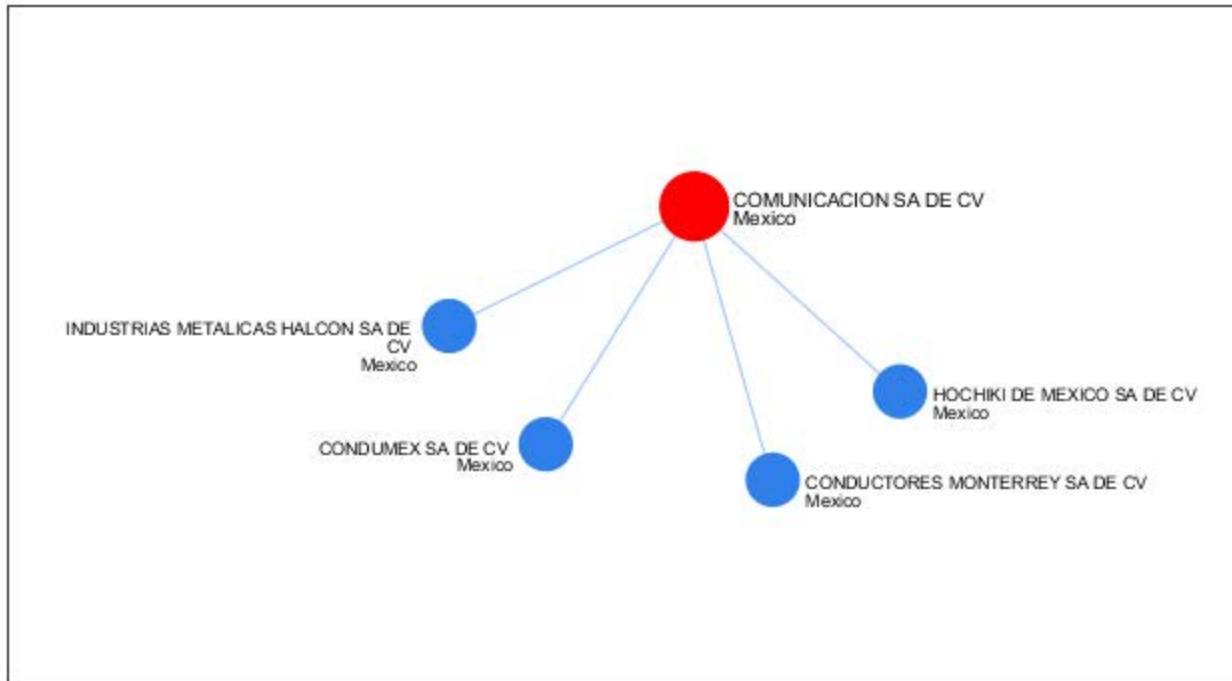
## DOMESTIC SUPPLIERS

Business Entity Name	Global Identifier
CONDUCTORES MONTERREY SA DE CV	P0860192
CONDUMEX SA DE CV	P1925143
HOCHIKI DE MEXICO SA DE CV	P3968811
INDUSTRIAS METALICAS HALCON SA DE CV	P2096318

## MAPPING OF DOMESTIC SUPPLIERS

**Legend**

 Subject Business Entity	 Domestic Supplier
---	---

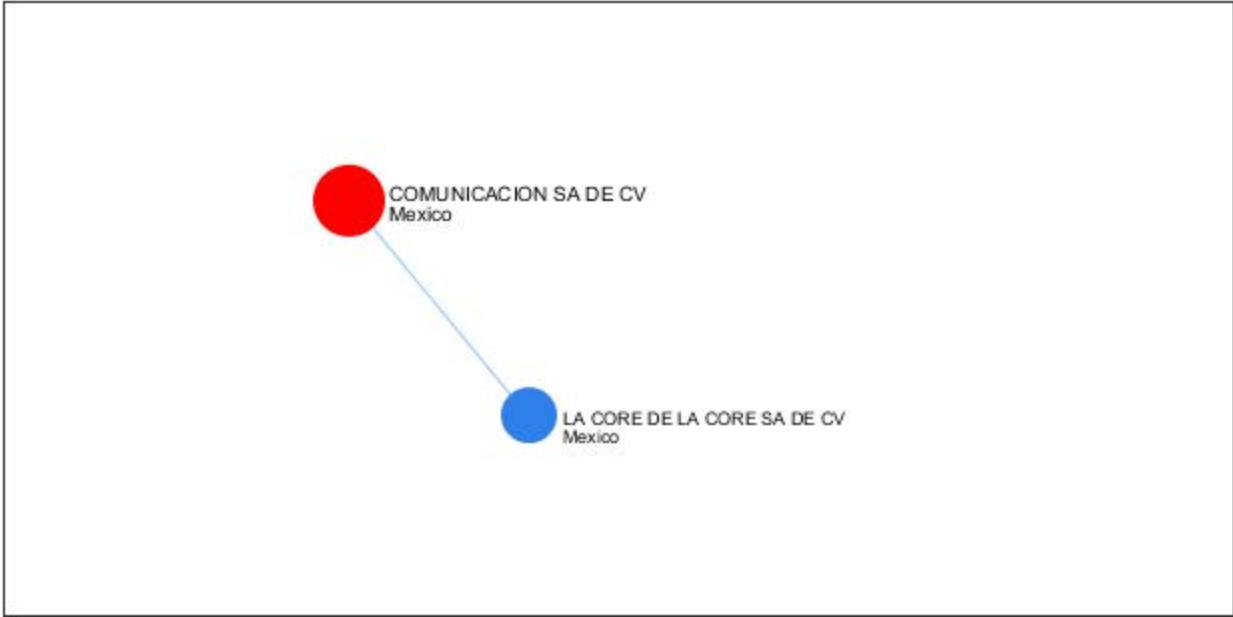


**DOMESTIC CUSTOMERS**

Business Entity Name	Global Identifier
LA CORE DE LA CORE SA DE CV	P4176941

**MAPPING OF DOMESTIC CUSTOMERS**

**Legend**



**COMPETITORS**

The following is a representative list of local competitors:

Business Entity Name	Global Identifier
ADISES SA DE CV	P3855250
DIGYTEC SA DE CV	P3167303
SISTEMAS DE SEGURIDAD DE ALTA TECNOLOGIA SA DE CV	P5429015

**OFFICE & FACILITIES**

The following information relates to the Business Entity's office as listed above:

<b>Name</b>	: <b>SAMPLE MEXICO SA DE CV - CHIHUAHUA, CHIHUAHUA</b>
<b>Primary Use</b>	: Office & Administration facilities
<b>Other Use</b>	: This facility is also used for Warehousing
<b>Building Size</b>	: 6,000 Square meters
<b>Address</b>	: Avenida 20 De Noviembre XXX Colonia Centro, Chihuahua, Chihuahua 31000
<b>Country</b>	: Mexico
<b>Ownership of Property</b>	: Rented / Leased
<b>Status</b>	: Operational

**QUALITY ACCREDITATION**

**Quality Accreditation Listings**



#	Name	Accreditation Category
1	INTERNATIONAL STANDARDS ORGANIZATION (ISO)	9001:2015

## APPROVED SIGNATURES

The Company Director/s listed below maintain the legal right to sign on behalf of the company:

Name
Mr. Jorge Antonio Saad SAMPLE

\*\*\* End of Report on SAMPLE MEXICO SA DE CV \*\*\*

**\*\*\* Disclaimer \*\*\***

This report is furnished at your request for your exclusive use in business decision making and for no other use. Information contained herein shall not be released to any third party unless otherwise agreed upon by GLOBIS. GLOBIS does not warrant the accuracy of any information herein and shall not be held liable for any loss or damage arising out of use of this report.

Copyright © 2023 GLOBIS